


Republic of the Philippines
 Department of Environment and Natural Resources

FAR No. 1-A

SUMMARY OF APPROPRIATIONS, ALLOTMENTS, OBLIGATIONS, DISBURSEMENTS AND BALANCES BY OBJECT OF EXPENDITURES

As of March 31, 2019

Department	:	DENR
Agency	:	CAR
Operating Unit	:	Regionwide Summary
Organization Code (UACS)	:	10 001 0300014
Funding Source Code (As clustered)	:	102 INREMP



PARTICULARS (1)	UACS (2)	TOTAL																
		APPROPRIATIONS			ALLOTMENTS				CURRENT YEAR OBLIGATION		CURRENT YEAR DISBURSEMENT		UNRELEASED APPROPRIATION 21=(5-10)	UNOBLIGATED ALLOTMENT 22=(10-15)	UNPAID OBLIGATIONS (15-20) = (23+24)			
		Authorized Appropriation (3)	Adjustments (Transfer To) From, Realignment (4)	Adjusted Appropriations 5=(3+4)	Adjustments (Withdrawal, Reaglnment) (7)	Transfer To (8)	Transfer From (9)	Adjusted Total Allotments 10=[(6+(-7))-8+9]	1st Quarter ending March 31 (11)	TOTAL 15=(11+12+13+14)	1st Quarter ending March 31 (16)	TOTAL 15=(16+17+18+19)			DUE AND DEMANDABLE (23)	NOT YET DUE AND DEMANDABLE (24)		
GOP																		
Component 1	100010000																	
Expenses	50000000	00																
A.01.a C.5.2 MAINTENANCE & OTHER OPERATING EXPENSES (200)	50200000	00																
TRAINING AND SCHOLARSHIP EXPENSES	50202000	00	-	-	-	-	-	-	-	-	4,483.93	4,483.93	-	-	-	(4,483.93)	-	4,483.93
Training Expenses	50202010	00	-	-	-	-	-	-	-	-	4,483.93	4,483.93	-	-	-	(4,483.93)	-	4,483.93
OTHER MAINTENANCE AND OPERATING EXPENSES	50299000	00	-	-	-	-	-	-	-	-	595.00	595.00	-	-	-	(595.00)	-	-
Representation Expenses	50299030	00	-	-	-	-	-	-	-	-	595.00	595.00	-	-	-	(595.00)	-	-
SUB-TOTAL, MOOE			-	-	-	-	-	-	-	-	5,078.93	5,078.93	-	-	-	(5,078.93)	-	4,483.93
TOTAL - COMPONENT 1			-	-	-	-	-	-	-	-	5,078.93	5,078.93	-	-	-	(5,078.93)	-	4,483.93
Component 3	100010000																	
Expenses	50000000	00																
C.5.2 MAINTENANCE & OTHER OPERATING EXPENSES (200)	50200000	00																
TRAVELLING EXPENSES	50201000	00	-	-	-	-	-	-	-	-	3,803.57	3,803.57	-	-	-	(3,803.57)	-	3,803.57
Travelling Expenses - Local	50201010	00	-	-	-	-	-	-	-	-	3,803.57	3,803.57	-	-	-	(3,803.57)	-	3,803.57
TRAINING AND SCHOLARSHIP EXPENSES	50202000	00	-	-	-	-	-	-	-	-	975.00	975.00	-	-	-	(975.00)	-	975.00
Training Expenses	50202010	00	-	-	-	-	-	-	-	-	975.00	975.00	-	-	-	(975.00)	-	975.00
SUB-TOTAL, MOOE			-	-	-	-	-	-	-	-	4,778.57	4,778.57	-	-	-	(4,778.57)	-	4,778.57
TOTAL - COMPONENT 3			-	-	-	-	-	-	-	-	4,778.57	4,778.57	-	-	-	(4,778.57)	-	4,778.57
Component 4	100010000																	
Expenses	50000000	00																
C.5.2 MAINTENANCE & OTHER OPERATING EXPENSES (200)	50200000	00																
TRAVELLING EXPENSES	50201000	00	-	-	-	-	-	-	-	-	10,681.00	10,681.00	9,928.25	9,928.25	-	(10,681.00)	-	752.75
Travelling Expenses - Local	50201010	00	-	-	-	-	-	-	-	-	10,681.00	10,681.00	9,928.25	9,928.25	-	(10,681.00)	-	752.75
TRAINING AND SCHOLARSHIP EXPENSES	50202000	00	-	-	-	-	-	-	-	-	110,938.42	110,938.42	27,885.71	27,885.71	-	(110,938.42)	-	83,052.71
Training Expenses	50202010	00	-	-	-	-	-	-	-	-	110,938.42	110,938.42	27,885.71	27,885.71	-	(110,938.42)	-	83,052.71

Republic of the Philippines

Department of Environment and Natural Resources

SUMMARY OF APPROPRIATIONS, ALLOTMENTS, OBLIGATIONS, DISBURSEMENTS AND BALANCES BY OBJECT OF EXPENDITURES

FAR No. 1-A

As of March 31, 2019

Department	:	DENR
Agency	:	CAR
Operating Unit	:	Regionwide Summary
Organization Code (UACS)	:	10 001 0300014
Funding Source Code (As clustered)	:	102 INREMP

PARTICULARS (1)	UACS (2)	TOTAL													
		APPROPRIATIONS			ALLOTMENTS				CURRENT YEAR OBLIGATION		CURRENT YEAR DISBURSEMENT		UNPAID OBLIGATIONS (15-20) = (23+24)		
		Authorized Appropriation (3)	Adjustments (Transfer (To) From, Realignment) (4)	Adjusted Appropriations 5=(3+4)	Adjustments (Withdrawal, Realignment) (7)	Transfer To (8)	Transfer From (9)	Adjusted Total Allotments 10=[(6+(-7))-8+9]	1st Quarter ending March 31 (11)	TOTAL 15=(11+12+13+14)	1st Quarter ending March 31 (16)	TOTAL 15=(16+17+18+19)	UNRELEASED APPROPRIATION 21=(5-10)	UNOBLIGATED ALLOTMENT 22=(10-15)	DUE AND DEMANDABLE (23)
PROFESSIONAL SERVICES	50211000 00	-	-	-	-	-	-	9,815,554.16	9,815,554.16	8,897,760.01	8,897,760.01	-	(9,815,554.16)	-	917,794.15
Consultancy Services	50211030 00	-	-	-	-	-	-	34,400.00	34,400.00	8,646.80	8,646.80	-	(34,400.00)	-	25,753.20
Other Professional Services	50211990 00	-	-	-	-	-	-	9,781,154.16	9,781,154.16	8,889,113.21	8,889,113.21	-	(9,781,154.16)	-	892,040.95
REPAIR AND MAINTENANCE		-	-	-	-	-	-	5,893.47	5,893.47	5,222.04	5,222.04	-	(5,893.47)	-	216.43
IT Equipment and Software		-	-	-	-	-	-	455.00	455.00	-	-	-	(455.00)	-	-
Motor Vehicles	50213060 01	-	-	-	-	-	-	5,438.47	5,438.47	5,222.04	5,222.04	-	(5,438.47)	-	216.43
TAX, INSURANCE PREMIUMS & OTHER FEES		-	-	-	-	-	-	10,889.18	10,889.18	10,889.18	10,889.18	-	(10,889.18)	-	-
Taxes, Duties and Licenses	50215000 01	-	-	-	-	-	-	431.56	431.56	431.56	431.56	-	(431.56)	-	-
Insurance Expenses	50215030 00	-	-	-	-	-	-	10,457.62	10,457.62	10,457.62	10,457.62	-	(10,457.62)	-	-
OTHER MAINTENANCE AND OPERATING EXPENSES		-	-	-	-	-	-	27,425.07	27,425.07	1,980.00	1,980.00	-	(27,425.07)	-	24,850.07
Representation Expenses	50299030 00	-	-	-	-	-	-	26,225.07	26,225.07	780.00	780.00	-	(26,225.07)	-	24,850.07
Transportation and Delivery Expenses	50299040 00	-	-	-	-	-	-	1,200.00	1,200.00	1,200.00	1,200.00	-	(1,200.00)	-	-
RENT/LEASE EXPENSES		-	-	-	-	-	-	11,650.00	11,650.00	4,200.00	4,200.00	-	(11,650.00)	-	7,450.00
Rents - Motor Vehicles	50299050 03	-	-	-	-	-	-	11,650.00	11,650.00	4,200.00	4,200.00	-	(11,650.00)	-	7,450.00
OTHER MAINTENANCE AND OPERATING EXPENSES		-	-	-	-	-	-	5,583.47	5,583.47	4,338.97	4,338.97	-	(5,583.47)	-	1,244.50
Other Maintenance and Operating Expenses	50299990 99	-	-	-	-	-	-	5,583.47	5,583.47	4,338.97	4,338.97	-	(5,583.47)	-	1,244.50
SUB-TOTAL, MOOE		-	-	-	-	-	-	10,131,332.85	10,131,332.85	9,029,483.17	9,029,483.17	-	(10,131,332.85)	-	1,100,799.68
A.01.a C.5.6 CAPITAL OUTLAYS	50600000 00	-	-	-	-	-	-	-	-	-	-	-	-	-	-
MACHINERY & EQUIPMENT OUTLAY		-	-	-	-	-	-	913,380.00	913,380.00	-	-	-	(913,380.00)	-	913,380.00
Office Equipment	50604050 02	-	-	-	-	-	-	212,380.00	212,380.00	-	-	-	(212,380.00)	-	212,380.00
Information & Communication Technology Equipment	50604050 03	-	-	-	-	-	-	496,000.00	496,000.00	-	-	-	(496,000.00)	-	496,000.00
Technical & Scientific Equipment	50604050 14	-	-	-	-	-	-	205,000.00	205,000.00	-	-	-	(205,000.00)	-	205,000.00
SUB-TOTAL, CAPITAL OUTLAYS		-	-	-	-	-	-	913,380.00	913,380.00	-	-	-	(913,380.00)	-	913,380.00
GRAND TOTAL		-	-	-	-	-	-	11,044,712.85	11,044,712.85	9,029,483.17	9,029,483.17	-	(11,044,712.85)	-	2,014,179.68
TOTAL - GOP		-	-	-	-	-	-	11,044,712.85	11,044,712.85	9,029,483.17	9,029,483.17	-	(11,044,712.85)	-	2,014,179.68
IFAD		-	-	-	-	-	-	-	-	-	-	-	-	-	-
Component 4	100010000	-	-	-	-	-	-	-	-	-	-	-	-	-	-
Expenses	50000000 00	-	-	-	-	-	-	-	-	-	-	-	-	-	-
A.01.a C.5.2 MAINTENANCE & OTHER OPERATING EXPENSES (200)	50200000 00	-	-	-	-	-	-	-	-	-	-	-	-	-	-
TRAVELLING EXPENSES		-	-	-	-	-	-	7,259.00	7,259.00	5,014.00	5,014.00	-	(7,259.00)	-	2,245.00
Travelling Expenses - Local	50201000 00	-	-	-	-	-	-	7,259.00	7,259.00	5,014.00	5,014.00	-	(7,259.00)	-	2,245.00
PROFESSIONAL SERVICES		-	-	-	-	-	-	472,145.42	472,145.42	48,083.52	48,083.52	-	(472,145.42)	-	424,061.90
Consultancy Services	50211030 00	-	-	-	-	-	-	472,145.42	472,145.42	48,083.52	48,083.52	-	(472,145.42)	-	424,061.90
SUB-TOTAL, MOOE		-	-	-	-	-	-	479,404.42	479,404.42	53,097.52	53,097.52	-	(479,404.42)	-	426,306.90
TOTAL - COMPONENT 4		-	-	-	-	-	-	479,404.42	479,404.42	53,097.52	53,097.52	-	(479,404.42)	-	426,306.90
SUBTOTAL	100010000	-	-	-	-	-	-	-	-	-	-	-	-	-	-
Expenses	50000000 00	-	-	-	-	-	-	-	-	-	-	-	-	-	-
A.01.a C.5.2 MAINTENANCE & OTHER OPERATING EXPENSES (200)	50200000 00	-	-	-	-	-	-	-	-	-	-	-	-	-	-
TRAVELLING EXPENSES		-	-	-	-	-	-	7,259.00	7,259.00	5,014.00	5,014.00	-	(7,259.00)	-	2,245.00
Travelling Expenses - Local	50201000 00	-	-	-	-	-	-	7,259.00	7,259.00	5,014.00	5,014.00	-	(7,259.00)	-	2,245.00
PROFESSIONAL SERVICES		-	-	-	-	-	-	472,145.42	472,145.42	48,083.52	48,083.52	-	(472,145.42)	-	424,061.90
Consultancy Services	50211030 00	-	-	-	-	-	-	472,145.42	472,145.42	48,083.52	48,083.52	-	(472,145.42)	-	424,061.90
SUB-TOTAL, MOOE		-	-	-	-	-	-	479,404.42	479,404.42	53,097.52	53,097.52	-	(479,404.42)	-	426,306.90
GRAND TOTAL		-	-	-	-	-	-	479,404.42	479,404.42	53,097.52	53,097.52	-	(479,404.42)	-	426,306.90
TOTAL - IFAD		-	-	-	-	-	-	479,404.42	479,404.42	53,097.52	53,097.52	-	(479,404.42)	-	426,306.90
ADB		-	-	-	-	-	-	-	-	-	-	-	-	-	-
Component 1	100010000	-	-	-	-	-	-	-	-	-	-	-	-	-	-
Expenses	50000000 00	-	-	-	-	-	-	-	-	-	-	-	-	-	-
A.01.a C.5.2 MAINTENANCE & OTHER OPERATING EXPENSES (200)	50200000 00	-	-	-	-	-	-	-	-	-	-	-	-	-	-
TRAVELLING EXPENSES		-	-	-	-	-	-	2,960.00	2,960.00	-	-	-	(2,960.00)	-	2,960.00
Travelling Expenses - Local	50201010 00	-	-	-	-	-	-	2,960.00	2,960.00	-	-	-	(2,960.00)	-	2,960.00


Republic of the Philippines
 Department of Environment and Natural Resources

FAR No. 1-A

SUMMARY OF APPROPRIATIONS, ALLOTMENTS, OBLIGATIONS, DISBURSEMENTS AND BALANCES BY OBJECT OF EXPENDITURES

As of March 31, 2019

Department	:	DENR
Agency	:	CAR
Operating Unit	:	Regionwide Summary
Organization Code (UACS)	:	10 001 0300014
Funding Source Code (As clustered)	:	102 INREMP



PARTICULARS (1)	UACS (2)	TOTAL														
		APPROPRIATIONS			ALLOTMENTS			CURRENT YEAR OBLIGATION		CURRENT YEAR DISBURSEMENT		UNRELEASED APPROPRIATION 21=(5-10)	UNOBLIGATED ALLOTMENT 22=(10-15)	UNPAID OBLIGATIONS (15-20) = (23+24)		
		Authorized Appropriation (3)	Adjustments (Transfer To) From, Realignment (4)	Adjusted Appropriations 5=(3+4)	Adjustments (Withdrawal, Reaglnment) (7)	Transfer To (8)	Transfer From (9)	Adjusted Total Allotments 10=[(6+(-7))-8+9]	1st Quarter ending March 31 (11)	TOTAL 15=(11+12+13+14)	1st Quarter ending March 31 (16)			TOTAL 15=(16+17+18+19)	DUE AND DEMANDABLE (23)	NOT YET DUE AND DEMANDABLE (24)
		(3)	(4)	5=(3+4)	(7)	(8)	(9)	10=[(6+(-7))-8+9]	(11)	15=(11+12+13+14)	(16)	15=(16+17+18+19)	(23)	(24)		
TRAINING AND SCHOLARSHIP EXPENSES	50202000 00	-	-	-	-	-	-	-	201,376.07	201,376.07	-	-	-	(201,376.07)	-	201,376.07
Training Expenses	50202010 00	-	-	-	-	-	-	-	201,376.07	201,376.07	-	-	-	(201,376.07)	-	201,376.07
OTHER MAINTENANCE AND OPERATING EXPENSES	50299000 00	-	-	-	-	-	-	-	11,305.00	11,305.00	-	-	-	(11,305.00)	-	-
Representation Expenses	50299030 00	-	-	-	-	-	-	-	11,305.00	11,305.00	-	-	-	(11,305.00)	-	-
SUB-TOTAL, MOOE		-	-	-	-	-	-	-	215,641.07	215,641.07	-	-	-	(215,641.07)	-	204,336.07
TOTAL - COMPONENT 1		-	-	-	-	-	-	-	215,641.07	215,641.07	-	-	-	(215,641.07)	-	204,336.07
Expenses	50000000 00															
Component 3	100010000 00															
Expenses	50000000 00															
A.01.a C.5.2 MAINTENANCE & OTHER OPERATING EXPENSES (200)	50200000 00															
TRAVELLING EXPENSES	50201000 00	-	-	-	-	-	-	-	25,812.00	25,812.00	25,812.00	25,812.00	-	(25,812.00)	-	-
Travelling Expenses - Local	50201010 00	-	-	-	-	-	-	-	25,812.00	25,812.00	25,812.00	25,812.00	-	(25,812.00)	-	-
TRAINING AND SCHOLARSHIP EXPENSES	50202000 00	-	-	-	-	-	-	-	376,029.09	376,029.09	-	-	-	(376,029.09)	-	376,029.09
Training Expenses	50202010 00	-	-	-	-	-	-	-	376,029.09	376,029.09	-	-	-	(376,029.09)	-	376,029.09
OTHER MAINTENANCE AND OPERATING EXPENSES	50299000 00	-	-	-	-	-	-	-	167,000.00	167,000.00	-	-	-	(167,000.00)	-	167,000.00
Representation Expenses	50299030 00	-	-	-	-	-	-	-	167,000.00	167,000.00	-	-	-	(167,000.00)	-	167,000.00
SUB-TOTAL, MOOE		-	-	-	-	-	-	-	568,841.09	568,841.09	25,812.00	25,812.00	-	(568,841.09)	-	543,029.09
TOTAL - COMPONENT 3		-	-	-	-	-	-	-	568,841.09	568,841.09	25,812.00	25,812.00	-	(568,841.09)	-	543,029.09
Component 4	100010000 00															
Expenses	50000000 00															
A.01.a C.5.2 MAINTENANCE & OTHER OPERATING EXPENSES (200)	50200000 00															
TRAVELLING EXPENSES	50201000 00	-	-	-	-	-	-	-	289,472.50	289,472.50	105,128.50	105,128.50	-	(289,472.50)	-	184,344.00
Travelling Expenses - Local	50201010 00	-	-	-	-	-	-	-	289,472.50	289,472.50	105,128.50	105,128.50	-	(289,472.50)	-	184,344.00
TRAINING AND SCHOLARSHIP EXPENSES	50202000 00	-	-	-	-	-	-	-	1,118,946.26	1,118,946.26	215,714.29	215,714.29	-	(1,118,946.26)	-	903,231.97
Training Expenses	50202010 00	-	-	-	-	-	-	-	1,118,946.26	1,118,946.26	215,714.29	215,714.29	-	(1,118,946.26)	-	903,231.97
SUPPLIES AND MATERIALS EXPENSES	50203000 00	-	-	-	-	-	-	-	607,286.93	607,286.93	105,416.54	105,416.54	-	(607,286.93)	-	501,870.39
Office Supplies Expenses	50203010 00	-	-	-	-	-	-	-	400,030.10	400,030.10	19,263.30	19,263.30	-	(400,030.10)	-	380,766.80
Accountable Forms Expenses	50203020 00	-	-	-	-	-	-	-	1,800.00	1,800.00	1,800.00	1,800.00	-	(1,800.00)	-	-
Fuel Oil and Lubricants Expenses	50203090 00	-	-	-	-	-	-	-	205,456.83	205,456.83	84,353.24	84,353.24	-	(205,456.83)	-	121,103.59


Republic of the Philippines
Department of Environment and Natural Resources

FAR No. 1-A

SUMMARY OF APPROPRIATIONS, ALLOTMENTS, OBLIGATIONS, DISBURSEMENTS AND BALANCES BY OBJECT OF EXPENDITURES

As of March 31, 2019

Department : DENR
Agency : CAR
Operating Unit : Regionwide Summary
Organization Code (UACS) : 10 001 0300014
Funding Source Code (As clustered) : 102 INREMP



PARTICULARS (1)	UACS (2)	TOTAL															
		APPROPRIATIONS			ALLOTMENTS				CURRENT YEAR OBLIGATION		CURRENT YEAR DISBURSEMENT		UNRELEASED APPROPRIATION 21=(5-10)	UNOBLIGATED ALLOTMENT 22=(10-15)	UNPAID OBLIGATIONS (15-20) = (23+24)		
		Authorized Appropriation (3)	Adjustments (Transfer To) From, Realignment (4)	Adjusted Appropriations 5=(3+4)	Adjustments (Withdrawal, Realignment) (7)	Transfer To (8)	Transfer From (9)	Adjusted Total Allotments 10=[(6+(-7))-8+9]	1st Quarter ending March 31 (11)	TOTAL 15=(11+12+13+14)	1st Quarter ending March 31 (16)	TOTAL 15=(16+17+18+19)			DUE AND DEMANDABLE (23)	NOT YET DUE AND DEMANDABLE (24)	
TOTAL - ADB		-	-	-	-	-	-	-	-	4,398,499.91	4,398,499.91	666,428.29	666,428.29	-	(4,398,499.91)	-	3,710,121.62
GRAND TOTAL	100010000																
Expenses	500000000																
A.01.a C.5.2 MAINTENANCE & OTHER OPERATING EXPENSES (200)	502000000																
TRAVELLING EXPENSES	502010000																
Travelling Expenses - Local	50201010	-	-	-	-	-	-	-	-	339,988.07	339,988.07	145,882.75	145,882.75	-	(339,988.07)	-	194,105.32
TRAINING AND SCHOLARSHIP EXPENSES	502020000																
Training Expenses	50202010	-	-	-	-	-	-	-	-	1,812,748.77	1,812,748.77	243,600.00	243,600.00	-	(1,812,748.77)	-	1,569,148.77
SUPPLIES AND MATERIALS EXPENSES	502030000																
Office Supplies Expenses	50203010	-	-	-	-	-	-	-	-	664,545.73	664,545.73	126,854.98	126,854.98	-	(664,545.73)	-	537,690.75
Accountable Forms Expenses	50203020	-	-	-	-	-	-	-	-	430,778.20	430,778.20	21,436.90	21,436.90	-	(430,778.20)	-	409,341.30
Fuel Oil and Lubricants Expenses	50203090	-	-	-	-	-	-	-	-	9,400.00	9,400.00	9,400.00	9,400.00	-	(9,400.00)	-	-
OTHER SUPPLIES AND MATERIALS EXPENSES	502039900																
	50203990	-	-	-	-	-	-	-	-	224,367.53	224,367.53	96,018.08	96,018.08	-	(224,367.53)	-	128,349.45
UTILITY EXPENSES	502040000																
Electricity Expenses	50204020	-	-	-	-	-	-	-	-	114,040.00	114,040.00	-	-	-	(114,040.00)	-	114,040.00
COMMUNICATION EXPENSES	502050000																
Telephone Expenses	502050200																
Telephone Expenses - Mobile	50205020	-	-	-	-	-	-	-	-	2,975.18	2,975.18	2,975.18	2,975.18	-	(2,975.18)	-	-
Internet Subscription Expenses	50205030	-	-	-	-	-	-	-	-	65,340.00	65,340.00	46,865.39	46,865.39	-	(65,340.00)	-	18,474.61
SURVEY, RESEARCH, EXPLORATION & DEVELOPMENT EXPENSES	502070000																
Survey Expenses	50207010	-	-	-	-	-	-	-	-	63,272.70	63,272.70	27,270.00	27,270.00	-	(63,272.70)	-	36,002.70
PROFESSIONAL SERVICES	502110000																
Consultancy Services	50211030	-	-	-	-	-	-	-	-	10,867,699.58	10,867,699.58	8,945,843.53	8,945,843.53	-	(10,867,699.58)	-	1,921,856.05
Other Professional Services	50211990	-	-	-	-	-	-	-	-	506,545.42	506,545.42	56,730.32	56,730.32	-	(506,545.42)	-	449,815.10
REPAIR AND MAINTENANCE	502130000																
IT Equipment and Software	50213060	-	-	-	-	-	-	-	-	10,361,154.16	10,361,154.16	8,889,113.21	8,889,113.21	-	(10,361,154.16)	-	1,472,040.95
Motor Vehicles	50213060	-	-	-	-	-	-	-	-	68,141.00	68,141.00	57,021.00	57,021.00	-	(68,141.00)	-	2,020.00
TAX, INSURANCE PREMIUMS & OTHER FEES	502150000																
Taxes, Duties and Licenses	50215010	-	-	-	-	-	-	-	-	13,757.18	13,757.18	13,757.18	13,757.18	-	(13,757.18)	-	-
Insurance Expenses	50215030	-	-	-	-	-	-	-	-	3,299.56	3,299.56	3,299.56	3,299.56	-	(3,299.56)	-	-
OTHER MAINTENANCE AND OPERATING EXPENSES	502990000																
Printing and Publication Expenses	50299020	-	-	-	-	-	-	-	-	10,457.62	10,457.62	10,457.62	10,457.62	-	(10,457.62)	-	-
Representation Expenses	50299030	-	-	-	-	-	-	-	-	654,050.00	654,050.00	45,600.00	45,600.00	-	(654,050.00)	-	594,550.00
Transportation and Delivery Expenses	50299040	-	-	-	-	-	-	-	-	2,000.00	2,000.00	-	-	-	(2,000.00)	-	-
RENT/LEASE EXPENSES	502990500																
Rents - Motor Vehicles	50299050	-	-	-	-	-	-	-	-	91,450.00	91,450.00	84,000.00	84,000.00	-	(91,450.00)	-	7,450.00
OTHER MAINTENANCE AND OPERATING EXPENSES	502999900																
Other Maintenance and Operating Expenses	50299990	-	-	-	-	-	-	-	-	251,228.97	251,228.97	9,338.97	9,338.97	-	(251,228.97)	-	241,890.00
SUB-TOTAL, MOOE		-	-	-	-	-	-	-	-	15,009,237.18	15,009,237.18	9,749,008.98	9,749,008.98	-	(15,009,237.18)	-	5,237,228.20
C.5.6 CAPITAL OUTLAYS	506000000																
MACHINERY & EQUIPMENT OUTLAY	506040500																
Office Equipment	50604050	-	-	-	-	-	-	-	-	913,380.00	913,380.00	-	-	-	(913,380.00)	-	913,380.00
Information & Communication Technology Equipment	50604050	-	-	-	-	-	-	-	-	212,380.00	212,380.00	-	-	-	(212,380.00)	-	212,380.00
Technical & Scientific Equipment	50604050	-	-	-	-	-	-	-	-	496,000.00	496,000.00	-	-	-	(496,000.00)	-	496,000.00
SUB-TOTAL, CAPITAL OUTLAYS		-	-	-	-	-	-	-	-	205,000.00	205,000.00	-	-	-	(205,000.00)	-	205,000.00
GRAND TOTAL		-	-	-	-	-	-	-	-	15,922,617.18	15,922,617.18	9,749,008.98	9,749,008.98	-	(15,922,617.18)	-	6,150,608.20

Certified Correct:

Certified Correct:

Recommending Approval:

Approved by:

AGUSTINA O. DEPAWA
OIC, Regional Budget Officer

ROSEMARIE P. TOMILAS, CPA
Regional Accountant

ATTY. MARCOS E. BIAS, CPA
OIC-Chief, Finance Division